

SELMA COMPANION GUIDE: INSTRUCTOR RESOURCES

Purpose: This is a consolidated location of all the tools, resources, links and more cited in each lesson throughout our ARRAY 101 SELMA Learning Companion.





RESOURCES AND LINKS: ARRAY 101 SUPPLEMENTAL SOURCES:

- **SELMA Online Teaching Guide**







- **What is it:** In March 2020, the Hutchins Center for African and African American Research at Harvard University unveiled a dynamic, free learning platform entitled SELMA ONLINE. This engaging site uses footage and images from the feature film SELMA along with interactive graphics to teach civil rights lessons centered on voting rights. ARRAY 101 is proud to partner with Dr. Henry Louis Gates, Harvard scholar, filmmaker and leader of the Hutchins Center, to amplify SELMAONLINE throughout this Learning Companion. At the end of each ARRAY lesson, users will find connections to the SELMA ONLINE website where they can continue their learning journey.
- **How You Can Use It:** Obtain additional insight into the how the Selma Online learner activities can be executed such as clips to view, where to pause the lessons and engage in dialogue, a directory of characters from the Selma Movie and more
- **Link:** [Selma Online Teaching Guide Link](#)

RESOURCES AND LINKS—BY LESSON:




Lesson 1: “I Voted” | Key Theme: Equality vs Equity

- **Lesson 1: “I Voted” | Activity 1** (Analyze Social Injustice Scenarios for Equality & Equity Outcomes)
 - Play "[I Voted](#)" Video
 - Download Ron Clark Academy Lesson [Teacher Guide PDF](#)
- **Lesson 1: “I Voted” | Activity 2** (Determine Equality vs Equity in Sample Present Day Scenarios)
 - View [Chapter One of Selma Online](#) to learn more about race and voting rights.
- **Lesson 1: “I Voted” | Additional Resources**
 - Video Title: “Whose Vote Counts, Explained?”
 -  <https://www.youtube.com/watch?v=yn36tY7rNUM>
 - Video Title: “Reconstruction: The Vote: Black History in Two Minutes”
 -  https://www.youtube.com/watch?v=7x_m1EkyB_E
 - Video Title: “6 Surprising Facts about the 19th Amendment.”
 -  <https://www.youtube.com/watch?v=kCo14j3OPTc>
 - Video Title: “What Is the U.S. Census? | Politics on Point”
 -  <https://www.youtube.com/watch?v=ws5XDzIBUww>

Lesson 2: “The Art of Persuasion” | Key Theme: Resistance and Persuasion

- **Lesson 2:** “The Art of Persuasion” | **Activity 1** (Understanding Modes of Persuasion)
 - Play Part 1 of "[The Art of Persuasion](#)" Video
 - Download Ron Clark Academy Lesson Plan [Teacher Guide PDF](#)
- **Lesson 2:** “The Art of Persuasion” | **Activity 2** (Identify and Analyze Protest Art)
 - Suggested Works for Protest Art Table
- **Lesson 2:** “The Art of Persuasion” | **Additional Resources**
 - Video Title: “Tatyana Fazlalizadeh: Social Justice Artists In Progress”
 -  <https://www.youtube.com/watch?v=T7RbdxUP3mE>
 - Video Title: “Art & Activism in South Africa”
 -  <https://www.youtube.com/watch?v=k3MS6EgwnZg>
 - Video Title: “Art & Activism with Sanaz Mazinani”
 -  https://www.youtube.com/watch?v=FTp_nLgcPyU
 - Video Title: “Music and Activism in Africa”
 -  <https://youtu.be/yROwqfqcRQo>
 - Video Title: “Faith Ringgold: Artist & Activist”
 -  <https://www.youtube.com/watch?v=Comf9SetjRA>
 - Video Title: “Art and Activism in Wisconsin”
 -  <https://youtu.be/GEVl1rD0nm4?si=-3S3K46qvl3iLP>

Lesson 3: “Anatomy of a Protest” | Key Theme: Protest and Power

- **Lesson 3:** “Anatomy of a Protest” | **Activity 1** (Creating a “Protest Playbook”)
 - Play Video about [crafting a successful protest](#)
- **Lesson 3:** “Anatomy of a Protest” | **Activity 2** Putting the Playbook In Action
 - Play Part I of "[Anatomy of a Protest](#)" Video
 - Download Ron Clark Academy Lesson Plan [Teacher Guide PDF](#)
 - View [Chapter Six of Selma Online](#) to learn more about race and voting rights
- **Lesson 3:** “The Art of Persuasion” | **Additional Resources**
 - Video Title: “How to achieve a successful protest: the two key ingredients”
 -  <https://www.youtube.com/watch?v=HzlPtWDiIlg>
 - Resource: “Protests, Media Coverage, and a Hierarchy of Social Struggle”
 -  <https://journals.sagepub.com/doi/pdf/10.1177/1940161219853517>
 - Resource: “14 of the Biggest Marches and Protests in American History”
 -  <https://www.businessinsider.com/largest-marches-us-history-2017-1#the-million-woman-march-in-philadelphia-pennsylvania-was-on-october-25-1997-its-aim-was-for-unity-in-black-communities-and-among-black-women-7>

Lesson 3 Cont.

- Resource: “Eleven Times When Americans Have Marched in Protest on Washington”
 - <https://www.smithsonianmag.com/history/suffrage-civil-rights-war-and-puppets-when-and-why-americans-have-marched-washington-180961809/>
- Resource: “Why Protests Work”
 - <https://www.theatlantic.com/technology/archive/2020/06/why-protests-work/613420/>

Field Study Lesson: “Gerrymandering” | Portmanteaus and Redistricting

- **Field Study Lesson:** “Gerrymandering”
 - Play "[Gerrymandering](#)" Video
 - Download Ron Clark Academy Lesson Plan [Teacher Guide PDF](#)
 - Resource: "Redlining was outlawed in 1968. Here's how the practice is still hurting Black Americans"
 - <https://www.cbsnews.com/news/wealth-gap-black-americans-redlining/>